
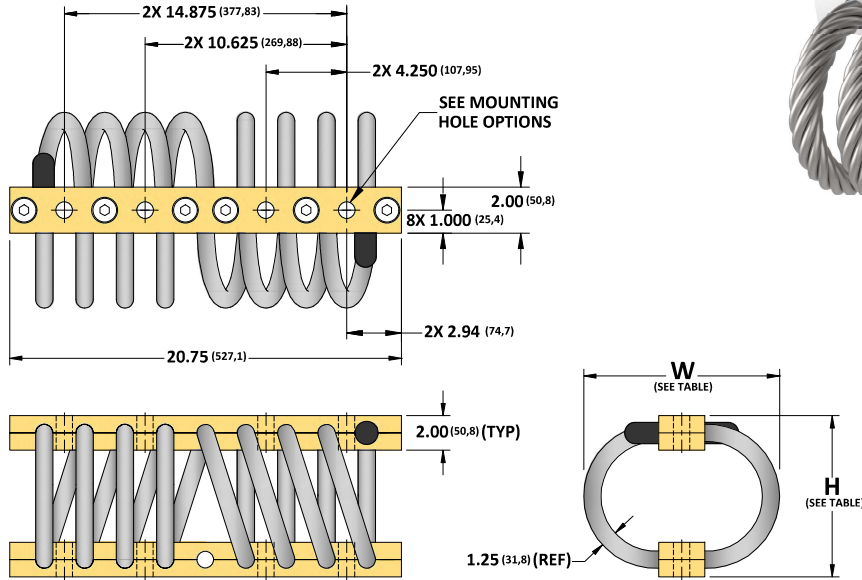


1-1/4" DIAMETER CABLE

Helical Isolator



PART NUMBER	DIMENSIONS in (mm)		ISOLATOR WEIGHT lbs (kg)	COMPRESSION			SHEAR/ROLL (AVG)		
	H ±.06	W (REF)		Kv (VIBE) (lbs/in)	Ks (SHOCK) (lbs/in)	MAX. DEFLECT. (in)	Kv (VIBE) (lbs/in)	Ks (SHOCK) (lbs/in)	MAX. DEFLECT. (in)
M40-700-08-[]	7.00 (177,8)	9.00 (228,6)	53.00 (24.06)	12668	7130	2.40	3723	2854	2.40
M40-775-08-[]	7.75 (196,9)	10.00 (254,0)	56.00 (25.42)	9676	4074	3.20	3623	2220	3.20
M40-850-08-[]	8.50 (215,9)	10.25 (260,4)	60.00 (27.24)	7166	3174	3.90	2479	1578	3.90
M40-925-08-[]	9.25 (235,0)	10.75 (273,1)	63.00 (28.60)	6330	2714	4.70	2213	1552	4.70

NOTES, FEATURES, MATERIALS/FINISHES

NOTES:

- MOUNTING HOLE TOLERANCES: ±0.010 (±0.25mm).
- ALL DIMENSIONS IN PARENTHESIS ARE METRIC (mm).
- SPECIALS AVAILABLE UPON REQUEST (MATERIALS, SIZE, MOUNTING HOLES, FINISH, ETC...)
- ADD 18.48lbs (8.39kg) TO ISOLATOR WEIGHT FOR ALL-STAINLESS STEEL VERSIONS.

FEATURES:

- RUGGED ALL METAL CONSTRUCTION
- UNEQUALLED TEMP. RANGE: -200°F TO 500°F
- THREE AXIS CAPABILITY (6 DOF)
- FAIL SAFE CONSTRUCTION
- HIGH DAMPING: C/Cc ≈ .15-.20
- LONG LIFE AND MAINTENANCE FREE

MATERIALS/FINISHES:

- CABLE: 300 SERIES SS PER MIL-W-83420 OR RR-W-410
- SCREWS: 300 SERIES SS PASSIVATED IAW ASTM A967
- INSERTS: 300 SERIES SS (ALUM BARS ONLY)
- RETAINER BARS: SEE BELOW

MODEL NUMBER EXAMPLE

M40 - 850 - 08 - - A

- MOUNTING HOLES**
 - SEE MOUNTING HOLE OPTIONS.
 - ADD 'M' TO END OF P/N FOR METRIC MOUNTING HOLES.
 - ADD 'L' TO END OF P/N FOR LOCKING INSERTS. (N/A FOR SS BARS)
- BAR MATERIAL/FINISH**
 - [] = 6061-T6 ALUM ALLOY/CHEM FILM IAW MIL-DTL-5541, TYPE II, CLASS 3.
 - [H] = 6061-T6 ALUM ALLOY/ANODIZED IAW MIL-A-8625, TYPE II CLASS 1.
 - [S] = 300 SERIES SS/PASSIVATED IAW ASTM A967.
- NO. OF LOOPS**
 - 8 LOOPS STANDARD FOR THE M40 SERIES.
 - ISOLATOR SPRING RATES ARE DIRECTLY PROPORTIONAL TO NO. OF CABLE LOOPS.
- MODEL SIZE**
 - BASED ON ISOLATOR HEIGHT
- SERIES**
 - CABLE DIAMETER IN 32NDS

MOUNTING HOLE OPTIONS

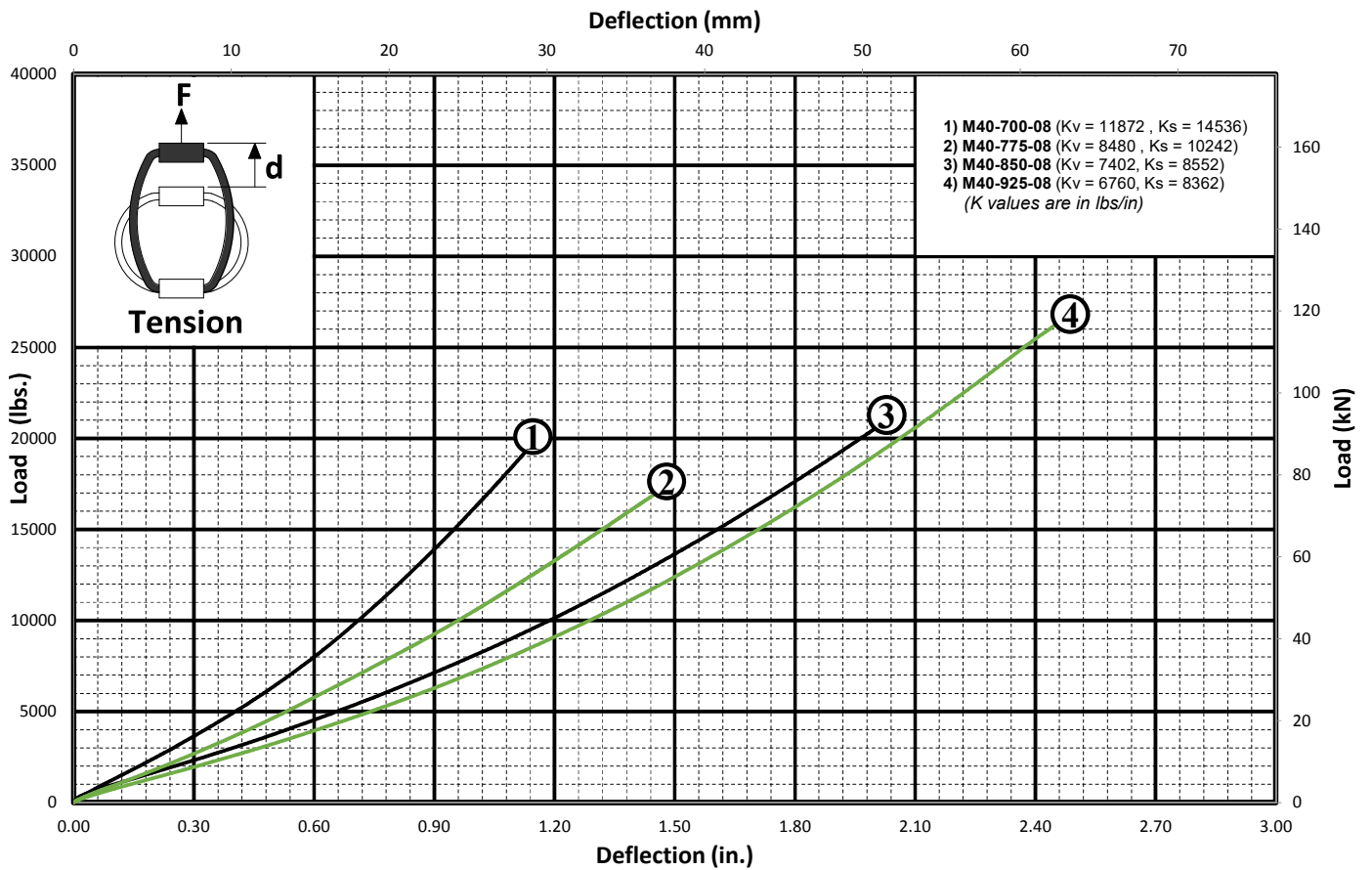
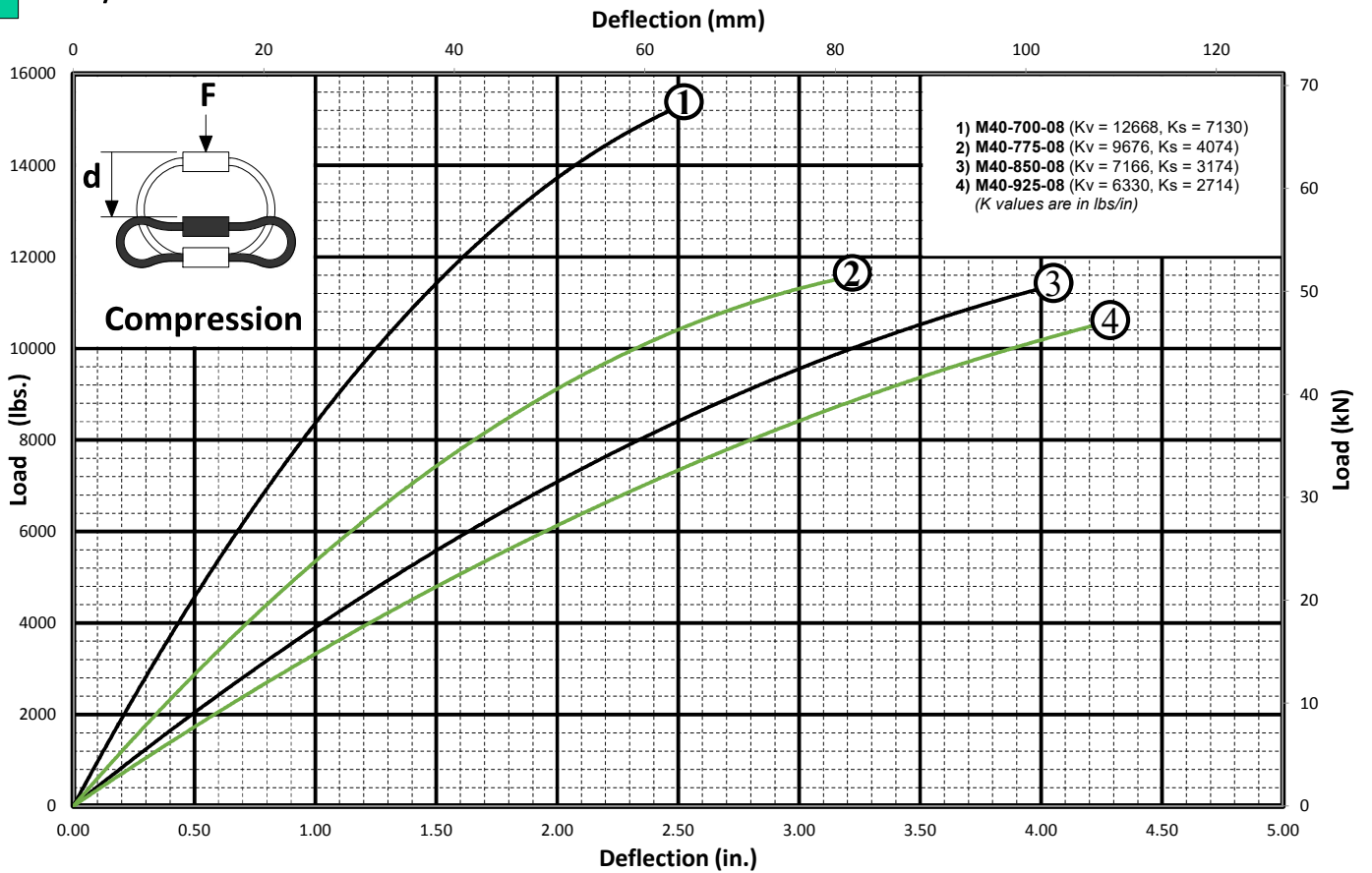
- A**: 4X 3/4-10 (M18x2,5)
- B**: 4X Ø.781 (19,84) CSK 82° (90°)
- C**: 4X 3/4-10 (M18x2,5) and 4X Ø.781 (19,84) CSK 82° (90°)
- D**: 4X 3/4-10 (M18x2,5) and 4X Ø.781 (19,84)
- E**: 4X Ø.781 (19,84) CSK 82° (90°)
- F**: 4X Ø.781 (19,84)



M40 SERIES

1-1/4" DIAMETER CABLE

Helical Isolator

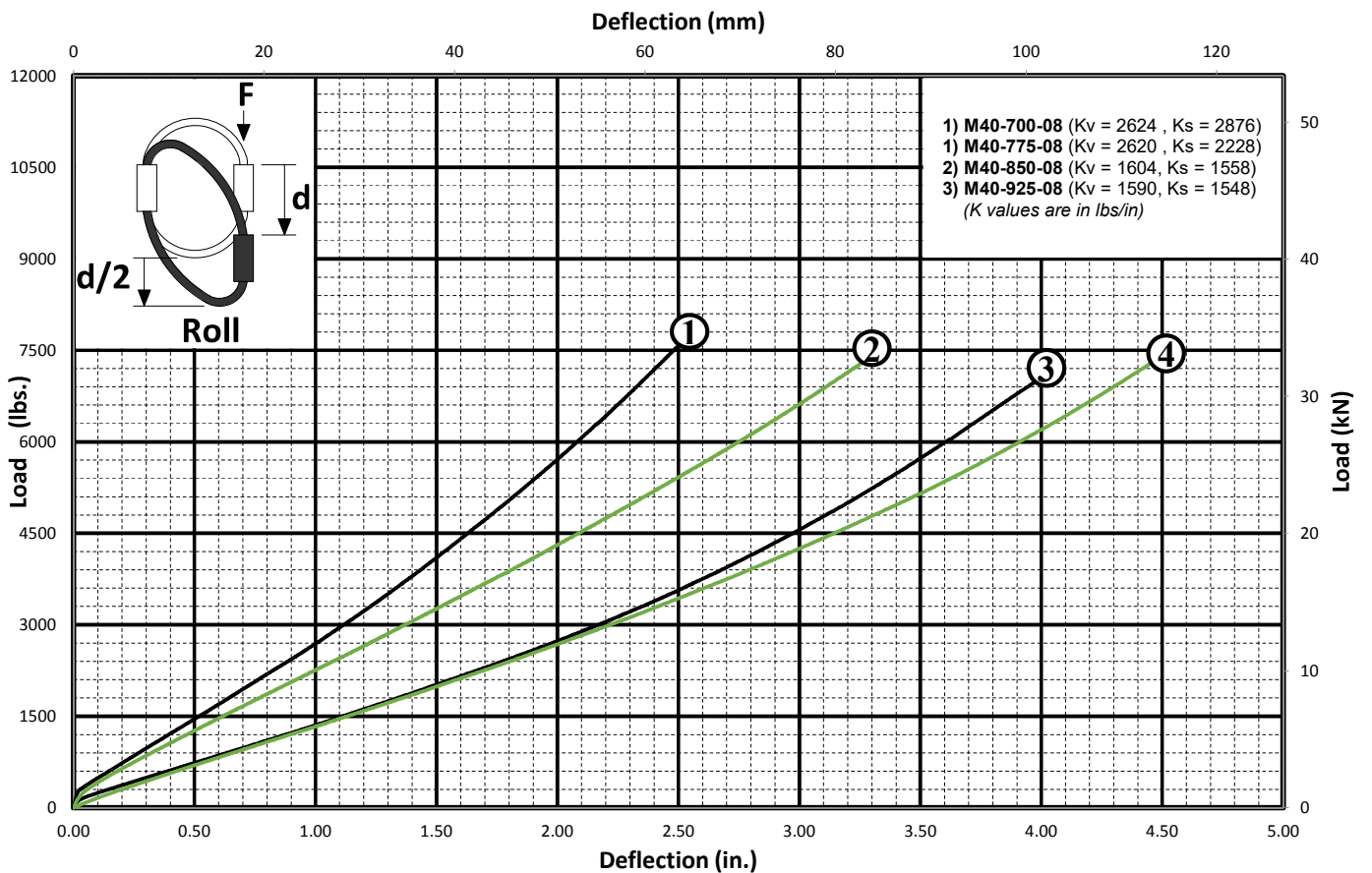
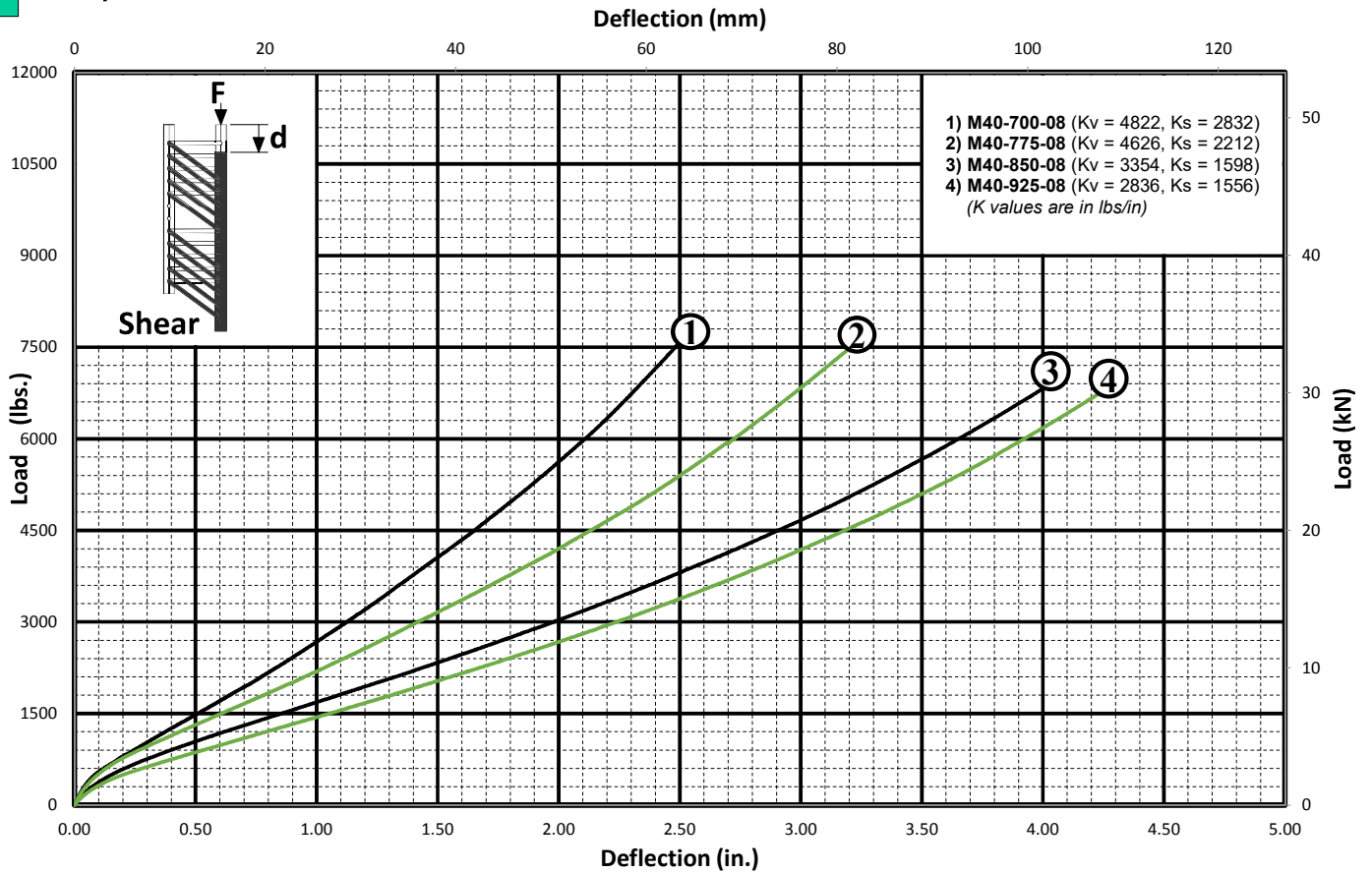




M40 SERIES

1-1/4" DIAMETER CABLE

Helical Isolator





M40 SERIES

1-1/4" DIAMETER CABLE

Helical Isolator

