SB18 SERIES

Design Data Sheet

9/16" DIAMETER CABLE

Helical Isolator

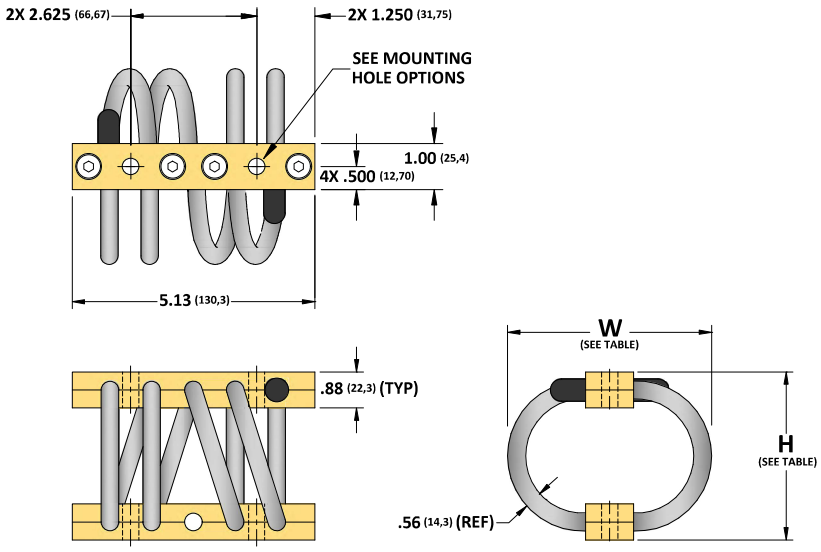

PART NUMBER	DIMENSIONS in (mm)		ISOLATOR WEIGHT lbs (kg)	COMPRESSION			SHEAR/ROLL (AVG)		
	H ±.06	W (REF)		Kv (VIBE) (lbs/in)	Ks (SHOCK) (lbs/in)	MAX. DEFLECT. (in)	Kv (VIBE) (lbs/in)	Ks (SHOCK) (lbs/in)	MAX. DEFLECT. (in)
SB18-350-04-[ ]	3.50 (88,9)	4.13 (104,9)	2.20 (1.00)	1450	1025	1.40	560	564	1.40
SB18-375-04-[ ]	3.75 (95,3)	4.25 (108,0)	2.40 (1.09)	1182	787	1.65	473	447	1.65
SB18-400-04-[ ]	4.00 (101,6)	4.88 (124,0)	2.60 (1.18)	999	706	1.90	299	351	1.90
SB18-450-04-[ ]	4.50 (114,3)	5.38 (136,7)	2.85 (1.29)	616	409	2.40	287	252	2.40
SB18-515-04-[ ]	5.15 (130,8)	5.78 (146,8)	3.10 (1.41)	515	306	2.95	210	207	2.95
SB18-565-04-[ ]	5.65 (143,5)	6.25 (158,8)	3.45 (1.56)	439	263	3.45	122	147	3.45
SB18-600-04-[ ]	6.00 (152,4)	6.75 (171,5)	3.65 (1.65)	424	192	3.80	104	97	3.80
SB18-635-04-[ ]	6.35 (161,3)	7.23 (183,6)	3.80 (1.72)	412	156	4.10	57	73	4.10

NOTES, FEATURES, MATERIALS/FINISHES

NOTES:

- MOUNTING HOLE TOLERANCES: ±0.010 (±0.25mm).
- ALL DIMENSIONS IN PARENTHESIS ARE METRIC (mm).
- SPECIALS AVAILABLE UPON REQUEST (MATERIALS, SIZE, MOUNTING HOLES, FINISH, ETC...)
- ADD 1.43lbs (.65kg) TO ISOLATOR WEIGHT FOR ALL-STAINLESS STEEL VERSIONS.

FEATURES:

- RUGGED ALL METAL CONSTRUCTION
- UNEQUALLED TEMP. RANGE: -200°F TO 500°F
- THREE AXIS CAPABILITY (6 DOF)
- FAIL SAFE CONSTRUCTION
- HIGH DAMPING: C/Cc ≈.15-.20
- LONG LIFE AND MAINTENANCE FREE

MATERIALS/FINISHES:

- CABLE: 300 SERIES SS PER MIL-W-83420 OR RR-W-410
- SCREWS: 300 SERIES SS PASSIVATED IAW ASTM A967
- INSERTS: 300 SERIES SS (ALUM BARS ONLY)
- RETAINER BARS: SEE BELOW

MODEL NUMBER EXAMPLE

SB18 - 450 - 04 - H - B

MOUNTING HOLES

- SEE MOUNTING HOLE OPTIONS.
- ADD 'M' TO END OF P/N FOR METRIC MOUNTING HOLES.
- ADD 'L' TO END OF P/N FOR LOCKING INSERTS. (N/A FOR SS BARS)

BAR MATERIAL/FINISH

- [ ]= 6061-T6 ALUM ALLOY/CHEM FILM IAW MIL-DTL-5541, TYPE II, CLASS 3.
- [H]= 6061-T6 ALUM ALLOY/ANODIZED IAW MIL-A-8625, TYPE II CLASS 1.
- [S]= 300 SERIES SS/PASSIVATED IAW ASTM A967.

NO. OF LOOPS

- 4 LOOPS STANDARD FOR THE SB18 SERIES.
- ISOLATOR SPRING RATES ARE DIRECTLY PROPORTIONAL TO NO. OF CABLE LOOPS.

MODEL SIZE

- BASED ON ISOLATOR HEIGHT

SERIES

- CABLE DIAMETER IN 32NDS

MOUNTING HOLE OPTIONS

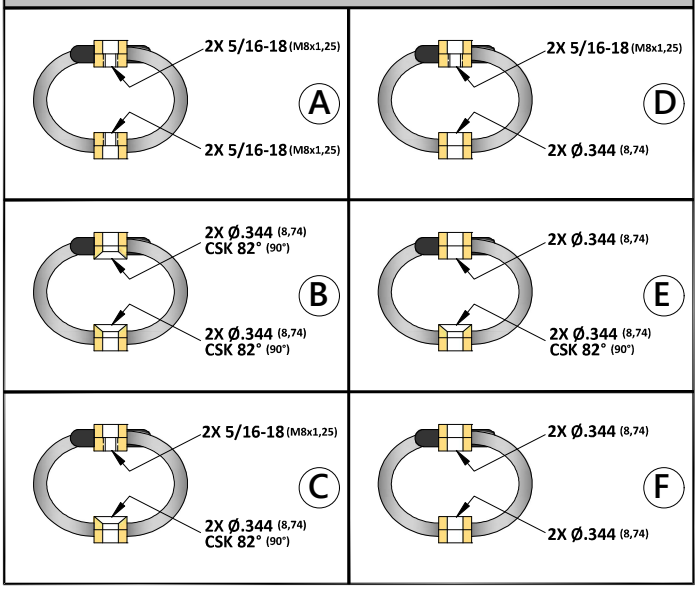

IDC

TEL: (631) 491-5670 FAX: (631) 491-5672 www.isolator.com E-MAIL: sales@isolator.com CAGE: 07QQ7

SB

SB18 SERIES

Design Data Sheet

9/16" DIAMETER CABLE

Helical Isolator

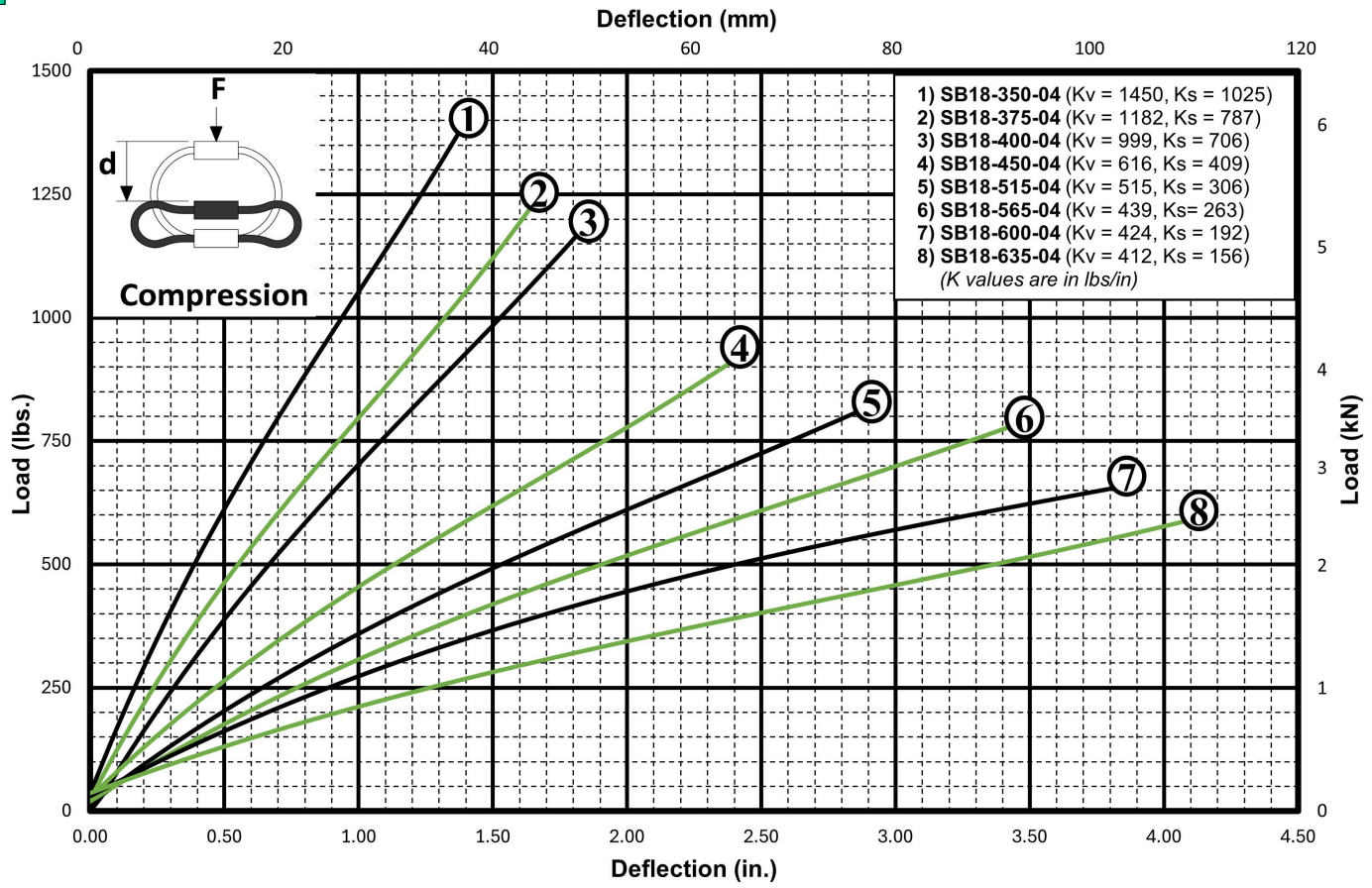

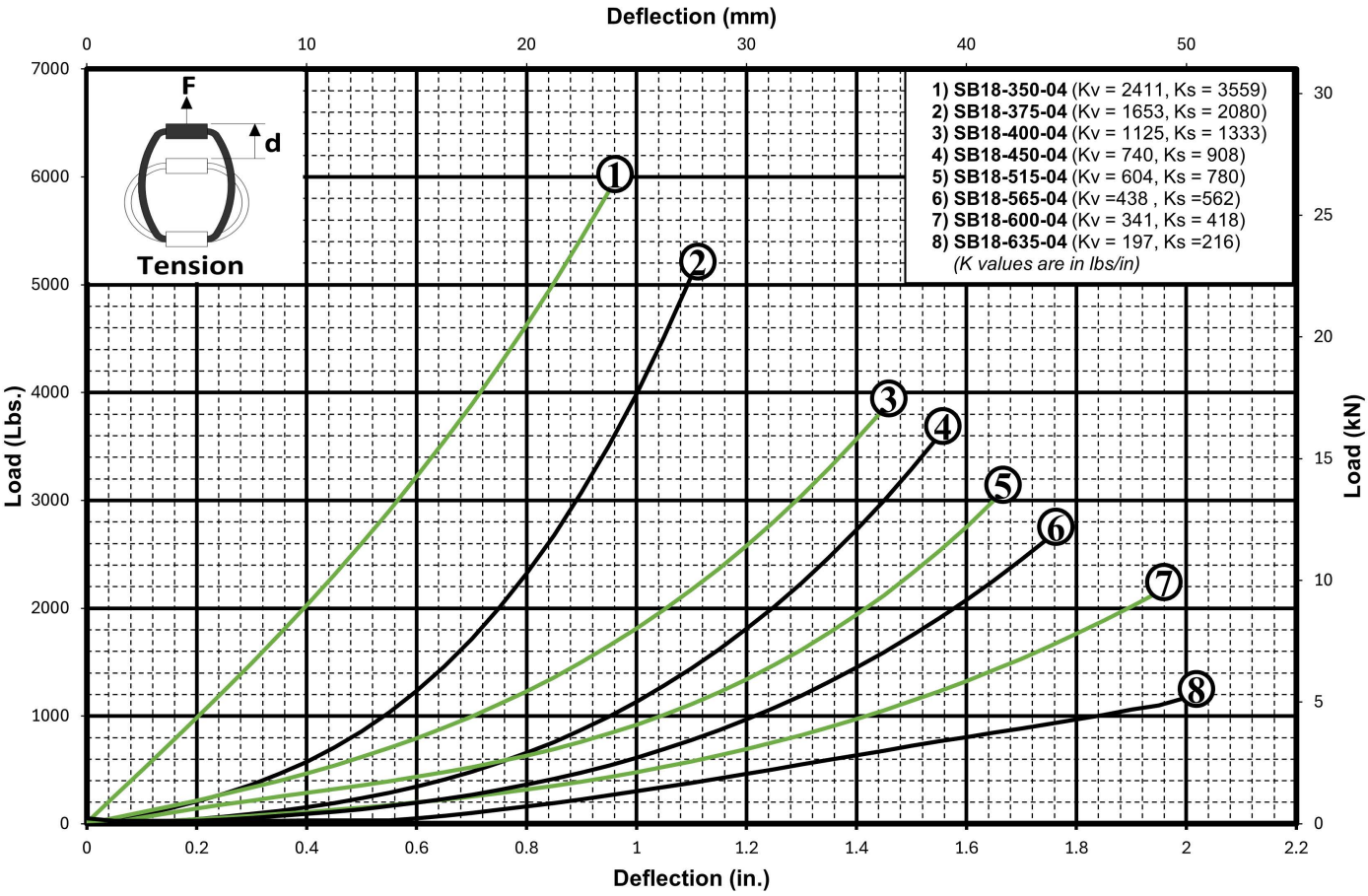

SB18 SERIES

Design Data Sheet

9/16" DIAMETER CABLE

Helical Isolator

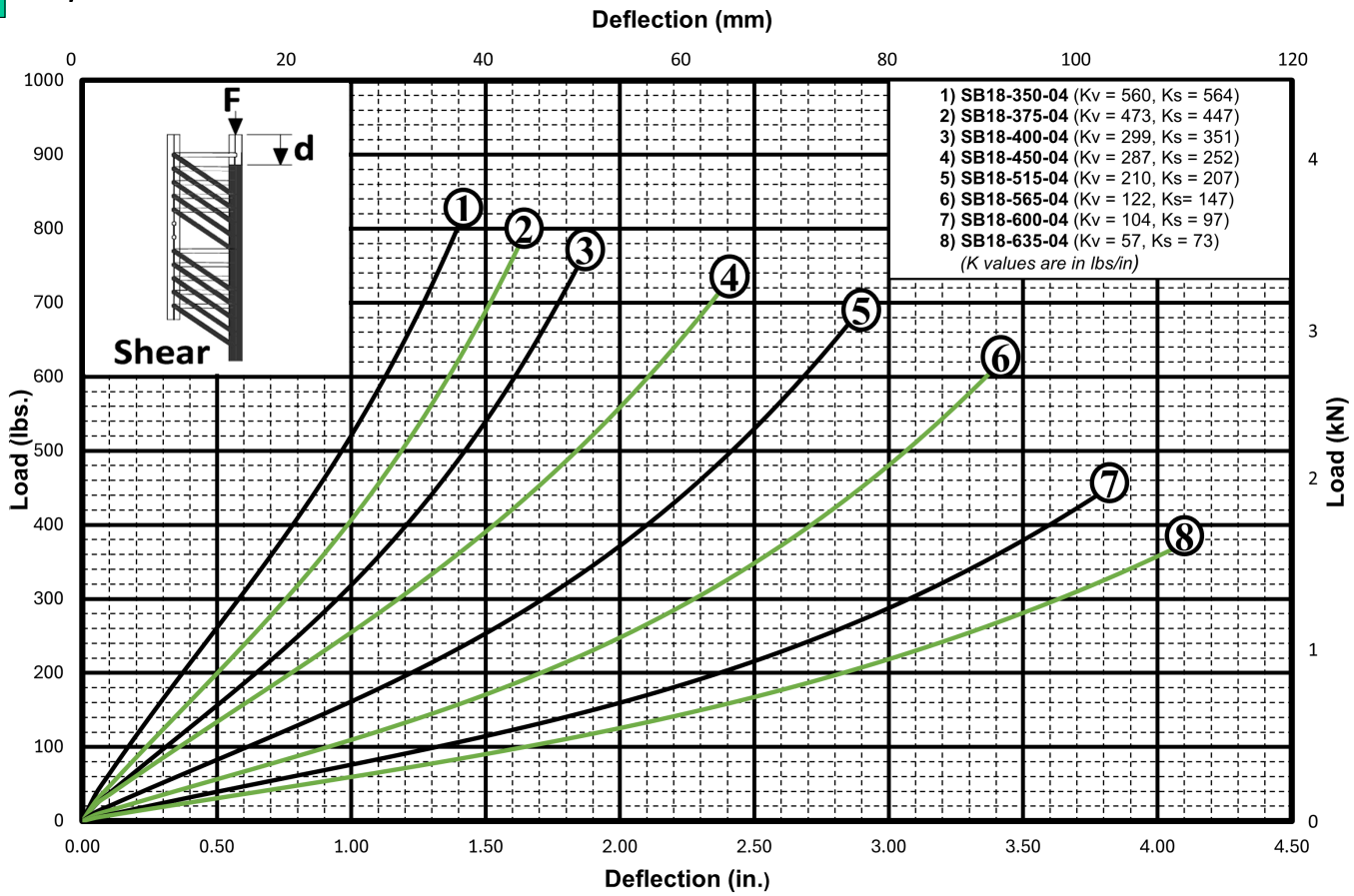

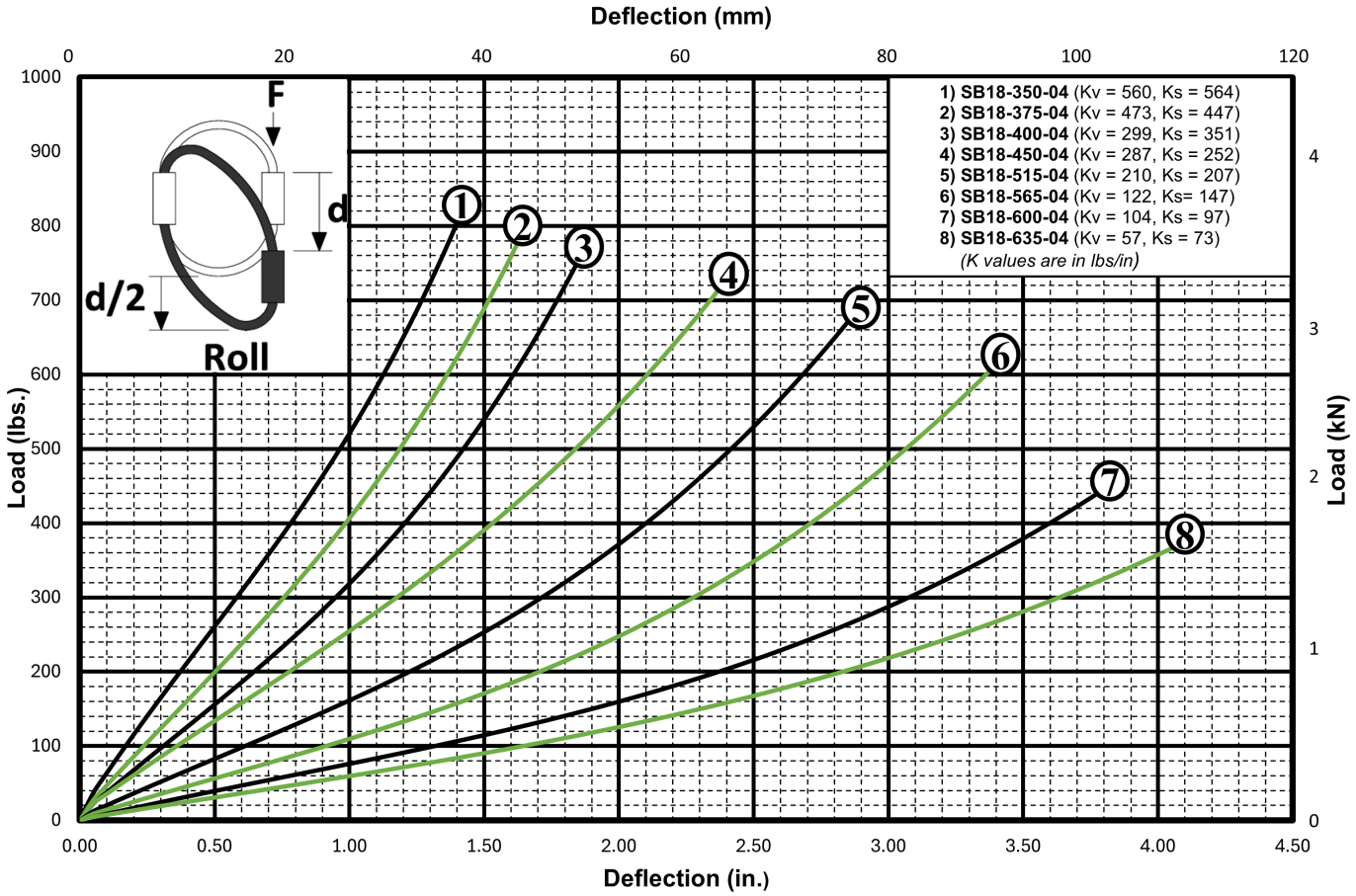

SB18 SERIES

Design Data Sheet

SB

Helical Isolator
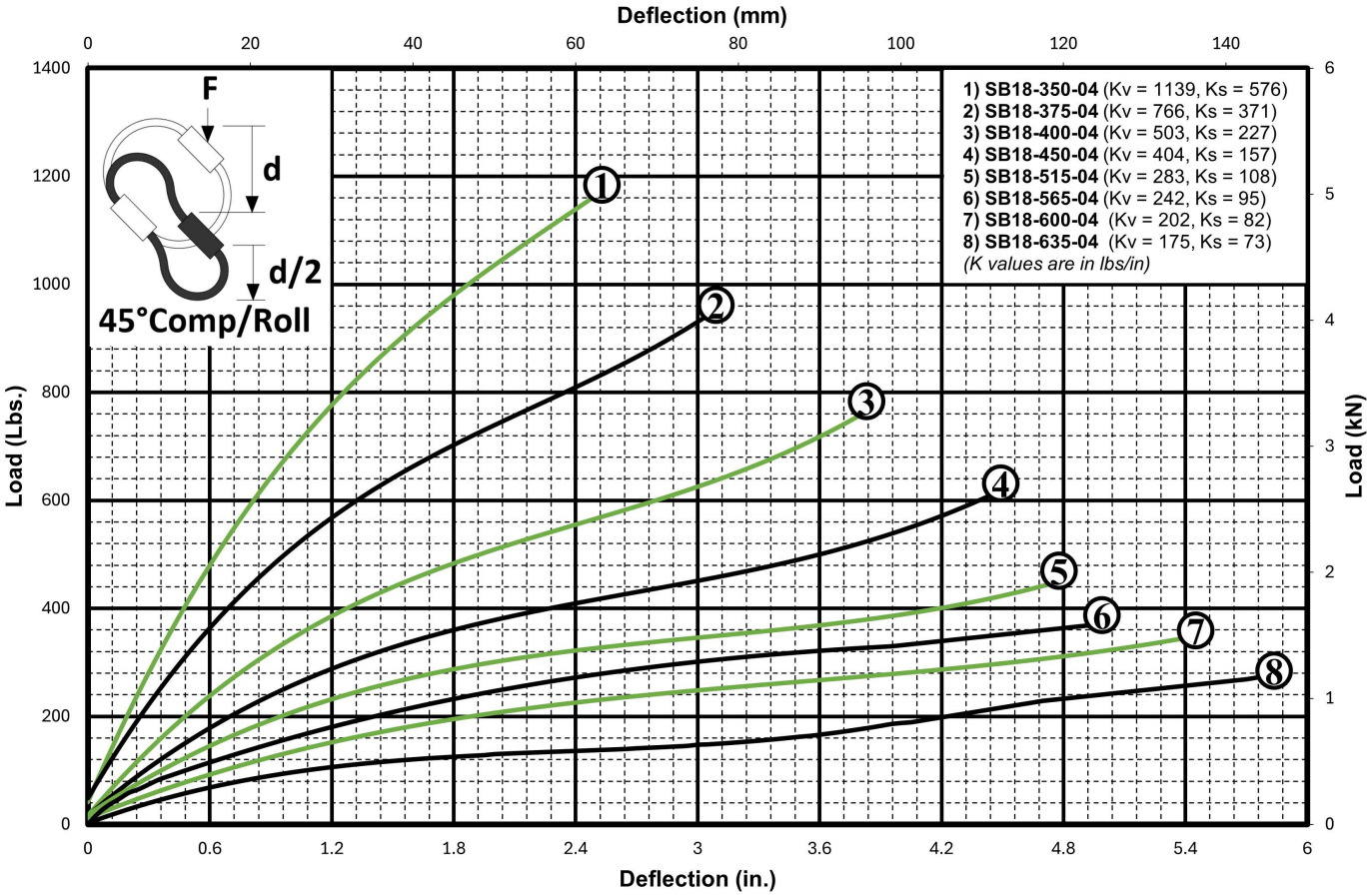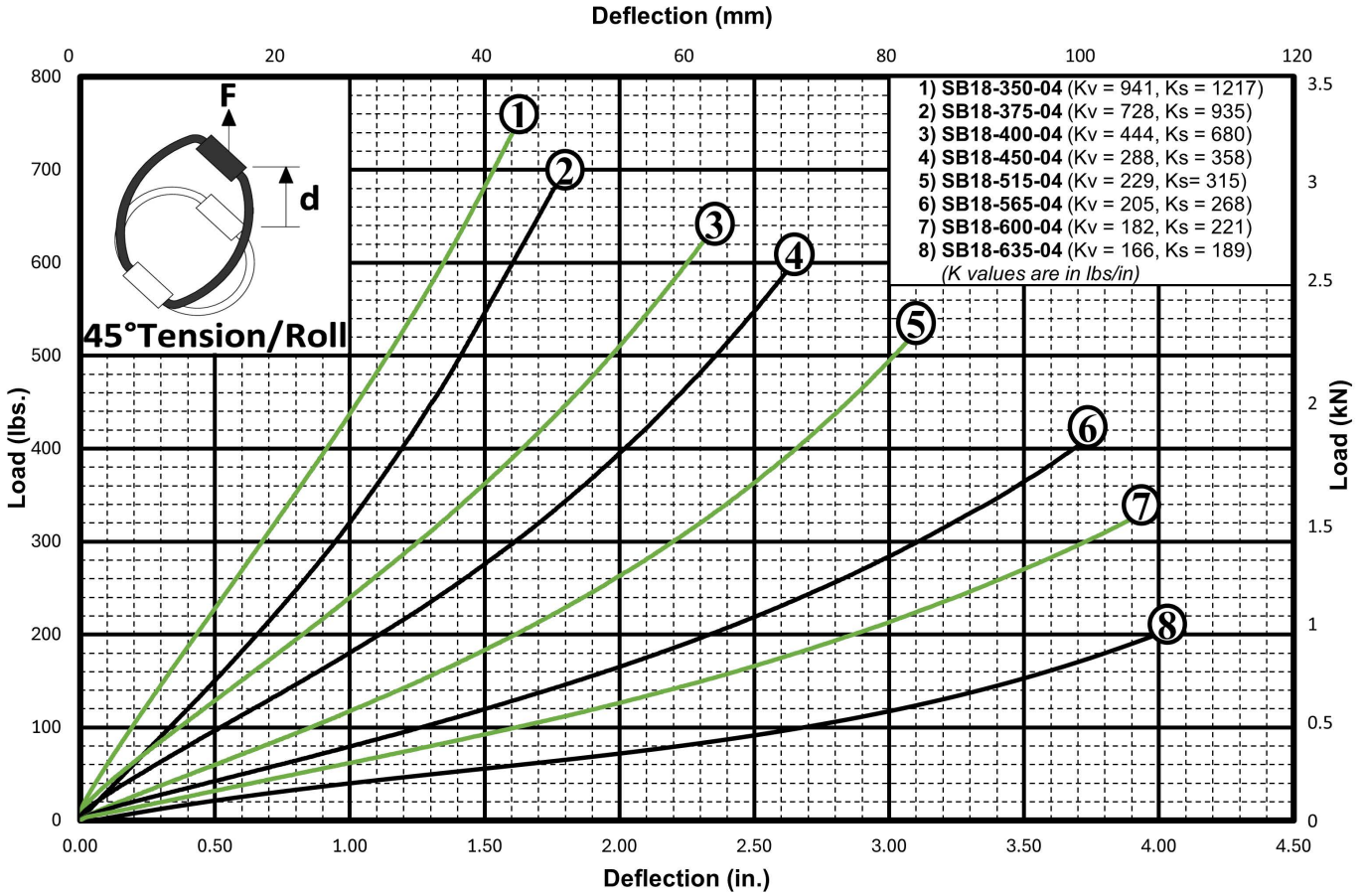
9/16" DIAMETER CABLE